



May 1, 2024

Inspector Barry LaRocque
Officer in Charge
Fort Saskatchewan, Alberta

Dear Mayor Perrin,


Please find the quarterly Community Policing Report attached that covers the January 1st to March 31st, 2024 reporting period. The attached report serves to provide a quarterly snapshot of the human resources, financial data and crime statistics for the Fort Saskatchewan Provincial Detachment.

I would also like to introduce you to Deputy Commissioner Rob Hill, the new Commanding Officer of the Alberta RCMP. Deputy Commissioner Hill has had a diverse and wide-ranging RCMP career, spanning from the Prairies to the Arctic, with positions along the way that have included Drugs Section in Winnipeg and as the former Detachment Commander of Stony Plain (now amalgamated in to Parkland). With public safety as the beacon guiding our operations, Deputy Commissioner Hill is focussed on community engagement; Reconciliation; employee wellness; and recruiting new police officers and retention. Deputy Commissioner Hill is proud to lead your Alberta RCMP and looks forward to meeting you in the future.

Your ongoing engagement and the feedback you provide guides our Detachment team, and supports the reinforcement of your policing priorities. I always remain available to discuss your community-identified policing priorities and/or any ideas you may have that will enhance our service delivery to address the priorities that are important to you. As the Chief of Police for your community, I invite you to contact me should you have any questions or concerns.

A handwritten signature in blue ink, appearing to read 'Barry LaRocque', is positioned above the typed name.

Inspector Barry LaRocque
Officer in Charge
Fort Saskatchewan Detachment



RCMP Provincial Policing Report

Detachment Information

Name of Detachment

Fort Saskatchewan

Name of Detachment Commander

Insp. Barry LaRocque

Quarter

Q4

Date of Report (yyyy-mm-dd)

2024-04-24

FTE Utilization Plan

2023/24

Select Type of Policing Report

☐ Municipal Policing Report Under ☐ Municipal Policing Report Over ☒ PPSA ☐ Coaldale

Community Consultations

Consultation No. 1

Date (yyyy-mm-dd)

2024-02-27

Meeting Type

Meeting with Elected Officials

Topics Discussed (this field expands)

Rural Crime, Crime Reduction

Notes /Comments (this field expands)

Inspector LaRocque and S/Sgt Hyggen attended a Lamont County Council Meeting along with the Detachment Commanders from Two Hills and Vegreville to talk about rural crime and the impact on the County residents.

Consultation No. 2

Date (yyyy-mm-dd)

2024-03-08

Meeting Type

Town Hall

Topics Discussed (this field expands)

Annual Planning, Crime Reduction Initiatives, Youth

Notes /Comments (this field expands)

Fort Saskatchewan Detachment and Fort Saskatchewan Municipal Enforcement hosted a hybrid (in person / virtual) town hall at the Down Centennial Centre. There were approximately 25 people in person and 25 people watching on You Tube stream. The Detachment presented the results of the 2023/2024 Annual Performance Plan Priorities and then had discussion about 2024/2025 policing priorities.

Consultation No. 3

Date (yyyy-mm-dd)

2024-03-12

Meeting Type


Meeting with Elected Officials

Topics Discussed (this field expands)

Regular reporting information sharing, Annual Planning, Crime Reduction Initiatives

Notes /Comments (this field expands)

Fort Saskatchewan Detachment presented before the Sturgeon County Mayor and Council on the detachment's 3rd quarter policing report. It was a joint presentation with Morninville and Red Water Detachments as well. Considerable interest by council about prolific offenders, police visibility and property crime. Sturgeon County



proposed some priorities in a follow up letter that will be blended into the Fort Saskatchewan overall 2024/2025 Annual Performance Plan priorities and initiatives.



Community Priorities

Priority No. 1

Priority (this field expands)

Traffic - Safety (motor vehicles, roads)

Current Status and Results (this field expands)

In this reporting period there were 3 Immediate Roadside Sanctions completed with drivers that had been drinking. The dedicated work to target impaired drivers was muted due to responding to calls for service.

In this reporting period, in Lamont County there were 81 charges and/or warnings given to drivers for traffic offences. In Sturgeon County there were 71 charges and/or warnings given to drivers for traffic offences.

For the next FY the Fort Saskatchewan Detachment are looking for opportunities to deliver traffic safety presentations to groups within the rural detachment area.

Priority No. 2

Priority (this field expands)

Police / Community Relations - Police Visibility

Current Status and Results (this field expands)

The Fort Saskatchewan continue to attend local events but the numbers dropped off in the winter months. In the consultations that took place in this reporting period the topic of visibility continuously. With the competing priorities the effort to be visible continues.

Priority No. 3

Priority (this field expands)

Property - Theft

Current Status and Results (this field expands)

In FY 2023/2024 the Fort Saskatchewan Detachment was highlighting prevention in its initiatives towards crime reduction. The Detachment engaged the Crime Prevention Through Environmental Design (CPTED) trained resource to conduct assessments and do presentations at town hall events. The CPTED resource presented at 2 town halls, conducted 3 assessments and referred to multiple clients who were victims of property crime.

In FY 2023/2024 Fort Saskatchewan Detachment conducted 135 compliance checks on individuals that were released on conditions from the courts and had offender management files created. . Of the 135 curfew checks there were only 6 breach of condition files generated hence 96% of the checks proved positive for compliance.

The detachment members increased their proactive patrols as well in this FY.



Crime Statistics¹

The following table provides policing statistics on actual offences within the periods listed. Please see Appendix for additional information and a five-year comparison.


Category	January - March			January - December		
	2023	2024	% Change Year-over-Year	2022	2023	% Change Year-over-Year
Persons Crime	36	35	-3.00%	116	145	25.00%
Property Crime	149	126	-15.00%	538	571	6.00%
Other Criminal Code	27	13	-52.00%	97	116	20.00%
Total Criminal Code	212	174	-18.00%	751	832	11.00%
Drugs Offences	7	2	-71.00%	14	23	64.00%
Other Federal Acts	7	5	-29.00%	22	30	36.00%
Other Provincial Acts	87	84	-3.00%	293	364	24.00%
Municipal By-Laws	2	13	550.00%	32	27	-16.00%
Motor Vehicle Collisions	76	70	-8.00%	328	282	-14.00%
Provincial Code Traffic	431	305	-29.00%	2,494	2,101	-16.00%
Other Traffic	0	0		3	2	-33.00%
Criminal Code Traffic	14	6	-57.00%	60	62	3.00%
Total Traffic Offences	445	311	-30.00%	2,557	2,165	-15.00%

¹Data extracted from a live database (PROS) and is subject to change over time.

Trend / Points of Interest (this field expands)

In the calendar year 2023 over 2022 the crime categories saw overall increases which aligns to what the Detachment heard from citizens in town halls and public meetings.

In the Quarter 4 period, the majority of the above noted categories were reduced in 2024 over 2023. This aligns with the total PROS occurrence numbers for the Fort Saskatchewan Provincial Detachment Jurisdiction. 2023: 797 occurrences 2024: 727 occurrences



Provincial Service Composition²

Staffing Category	Established Positions	Working	Soft Vacancies ³	Hard Vacancies ⁴
Police Officers	8	7	1	0
Detachment Support	2	2	0	0

2. Data extracted on March 31, 2024 and is subject to change.
3. Soft Vacancies are positions that are filled but vacant due to maternity/paternity leave, medical leave, etc. and are still included in the overall FTE count.
4. Hard Vacancies reflect positions that do not have an employee attached and need to be filled.

Comments (this field expands)

Police Officers: Of the eight established positions, seven officers are currently working. There is one officer on special leave (Medical). One of these positions is backfilled to ensure coverage. There are two hard vacancies at this time.

Detachment Support: Of the two established positions, there is one resource currently working with one on special leave.

Fort Saskatchewan Provincial Detachment
Crime Statistics (Actual)
January to March: 2020 - 2024

All categories contain "Attempted" and/or "Completed"

April 8, 2024

CATEGORY	Trend	2020	2021	2022	2023	2024	% Change 2020 - 2024	% Change 2023 - 2024	Avg File +/- per Year
Offences Related to Death		1	1	0	0	1	0%	N/A	-0.1
Robbery		1	1	0	0	2	100%	N/A	0.1
Sexual Assaults		1	1	3	2	3	200%	50%	0.5
Other Sexual Offences		2	3	0	0	1	-50%	N/A	-0.5
Assault		16	13	12	13	15	-6%	15%	-0.2
Kidnapping/Hostage/Abduction		1	0	0	0	0	-100%	N/A	-0.2
Extortion		0	0	1	2	1	N/A	-50%	0.4
Criminal Harassment		2	9	5	6	3	50%	-50%	-0.1
Uttering Threats		2	6	4	13	9	350%	-31%	2.1
TOTAL PERSONS		26	34	25	36	35	35%	-3%	2.0
Break & Enter		14	13	17	34	23	64%	-32%	3.9
Theft of Motor Vehicle		16	11	10	20	15	-6%	-25%	0.7
Theft Over \$5,000		1	1	0	2	5	400%	150%	0.9
Theft Under \$5,000		21	16	19	13	22	5%	69%	-0.1
Possn Stn Goods		15	6	11	21	15	0%	-29%	1.5
Fraud		15	12	13	18	14	-7%	-22%	0.4
Arson		2	0	1	2	0	-100%	-100%	-0.2
Mischief - Damage To Property		21	21	18	32	21	0%	-34%	1.1
Mischief - Other		5	8	6	7	11	120%	57%	1.1
TOTAL PROPERTY		110	88	95	149	126	15%	-15%	9.3
Offensive Weapons		7	1	4	3	4	-43%	33%	-0.4
Disturbing the peace		4	1	4	4	2	-50%	-50%	-0.1
Fail to Comply & Breaches		11	6	2	9	4	-64%	-56%	-1.1
OTHER CRIMINAL CODE		10	5	5	11	3	-70%	-73%	-0.8
TOTAL OTHER CRIMINAL CODE		32	13	15	27	13	-59%	-52%	-2.4
TOTAL CRIMINAL CODE		168	135	135	212	174	4%	-18%	8.9

Fort Saskatchewan Provincial Detachment
Crime Statistics (Actual)
January to March: 2020 - 2024

All categories contain "Attempted" and/or "Completed"

April 8, 2024

CATEGORY	Trend	2020	2021	2022	2023	2024	% Change 2020 - 2024	% Change 2023 - 2024	Avg File +/- per Year
Drug Enforcement - Production		0	0	0	0	0	N/A	N/A	0.0
Drug Enforcement - Possession		6	4	1	5	2	-67%	-60%	-0.7
Drug Enforcement - Trafficking		2	3	0	1	0	-100%	-100%	-0.6
Drug Enforcement - Other		0	0	0	1	0	N/A	-100%	0.1
Total Drugs		8	7	1	7	2	-75%	-71%	-1.2
Cannabis Enforcement		0	0	0	0	0	N/A	N/A	0.0
Federal - General		1	0	0	0	3	200%	N/A	0.4
TOTAL FEDERAL		9	7	1	7	5	-44%	-29%	-0.8
Liquor Act		4	8	3	2	1	-75%	-50%	-1.2
Cannabis Act		3	6	1	0	1	-67%	N/A	-1.0
Mental Health Act		20	14	13	30	22	10%	-27%	2.0
Other Provincial Stats		34	32	38	55	60	76%	9%	7.5
Total Provincial Stats		61	60	55	87	84	38%	-3%	7.3
Municipal By-laws Traffic		1	0	0	1	1	0%	0%	0.1
Municipal By-laws		5	1	4	1	12	140%	1100%	1.4
Total Municipal		6	1	4	2	13	117%	550%	1.5
Fatals		0	0	1	0	1	N/A	N/A	0.2
Injury MVC		10	1	15	13	12	20%	-8%	1.6
Property Damage MVC (Reportable)		54	39	78	57	48	-11%	-16%	0.6
Property Damage MVC (Non Reportable)		26	3	45	6	9	-65%	50%	-3.1
TOTAL MVC		90	43	139	76	70	-22%	-8%	-0.7
Roadside Suspension - Alcohol (Prov)		0	4	5	7	5	N/A	-29%	1.3
Roadside Suspension - Drugs (Prov)		0	0	1	0	1	N/A	N/A	0.2
Total Provincial Traffic		527	731	497	431	305	-42%	-29%	-74.4
Other Traffic		3	1	0	0	0	-100%	N/A	-0.7
Criminal Code Traffic		25	19	9	14	6	-76%	-57%	-4.3
Common Police Activities									
False Alarms		12	12	23	4	8	-33%	100%	-1.6
False/Abandoned 911 Call and 911 Act		23	13	8	16	9	-61%	-44%	-2.5
Suspicious Person/Vehicle/Property		30	48	11	33	39	30%	18%	0.3
Persons Reported Missing		1	1	8	2	2	100%	0%	0.3
Search Warrants		1	0	1	0	1	0%	N/A	0.0
Spousal Abuse - Survey Code (Reported)		22	32	14	17	30	36%	76%	0.1
Form 10 (MHA) (Reported)		2	5	1	2	3	50%	50%	-0.1

Fort Saskatchewan Provincial Detachment
Crime Statistics (Actual)
March: 2020 - 2024

All categories contain "Attempted" and/or "Completed"

April 8, 2024

CATEGORY	Trend	2020	2021	2022	2023	2024	% Change 2020 - 2024	% Change 2023 - 2024	Avg File +/- per Year
Offences Related to Death		0	0	0	0	0	N/A	N/A	0.0
Robbery		1	0	0	0	0	-100%	N/A	-0.2
Sexual Assaults		1	0	1	2	2	100%	0%	0.4
Other Sexual Offences		1	0	0	0	0	-100%	N/A	-0.2
Assault		8	9	3	3	3	-63%	0%	-1.6
Kidnapping/Hostage/Abduction		0	0	0	0	0	N/A	N/A	0.0
Extortion		0	0	1	1	0	N/A	-100%	0.1
Criminal Harassment		1	3	2	2	1	0%	-50%	-0.1
Uttering Threats		0	4	1	6	2	N/A	-67%	0.6
TOTAL PERSONS		12	16	8	14	8	-33%	-43%	-1.0
Break & Enter		5	7	10	10	7	40%	-30%	0.7
Theft of Motor Vehicle		5	6	3	6	3	-40%	-50%	-0.4
Theft Over \$5,000		0	1	0	0	3	N/A	N/A	0.5
Theft Under \$5,000		5	9	4	5	4	-20%	-20%	-0.6
Possn Stn Goods		7	2	5	10	6	-14%	-40%	0.6
Fraud		3	4	4	6	3	0%	-50%	0.2
Arson		0	0	0	1	0	N/A	-100%	0.1
Mischief - Damage To Property		7	6	6	10	3	-57%	-70%	-0.4
Mischief - Other		1	2	3	2	3	200%	50%	0.4
TOTAL PROPERTY		33	37	35	50	32	-3%	-36%	1.1
Offensive Weapons		4	0	2	0	1	-75%	N/A	-0.6
Disturbing the peace		1	1	0	0	0	-100%	N/A	-0.3
Fail to Comply & Breaches		4	3	1	1	0	-100%	-100%	-1.0
OTHER CRIMINAL CODE		0	1	5	3	1	N/A	-67%	0.4
TOTAL OTHER CRIMINAL CODE		9	5	8	4	2	-78%	-50%	-1.5
TOTAL CRIMINAL CODE		54	58	51	68	42	-22%	-38%	-1.4

Fort Saskatchewan Provincial Detachment
Crime Statistics (Actual)
March: 2020 - 2024

All categories contain "Attempted" and/or "Completed"

April 8, 2024

CATEGORY	Trend	2020	2021	2022	2023	2024	% Change 2020 - 2024	% Change 2023 - 2024	Avg File +/- per Year
Drug Enforcement - Production		0	0	0	0	0	N/A	N/A	0.0
Drug Enforcement - Possession		5	0	1	1	0	-100%	-100%	-0.9
Drug Enforcement - Trafficking		0	1	0	1	0	N/A	-100%	0.0
Drug Enforcement - Other		0	0	0	0	0	N/A	N/A	0.0
Total Drugs		5	1	1	2	0	-100%	-100%	-0.9
Cannabis Enforcement		0	0	0	0	0	N/A	N/A	0.0
Federal - General		1	0	0	0	0	-100%	N/A	-0.2
TOTAL FEDERAL		6	1	1	2	0	-100%	-100%	-1.1
Liquor Act		1	3	1	0	0	-100%	N/A	-0.5
Cannabis Act		2	4	1	0	1	-50%	N/A	-0.6
Mental Health Act		5	5	7	3	6	20%	100%	0.0
Other Provincial Stats		9	15	10	12	13	44%	8%	0.5
Total Provincial Stats		17	27	19	15	20	18%	33%	-0.6
Municipal By-laws Traffic		0	0	0	0	0	N/A	N/A	0.0
Municipal By-laws		4	0	1	0	7	75%	N/A	0.6
Total Municipal		4	0	1	0	7	75%	N/A	0.6
Fatals		0	0	1	0	1	N/A	N/A	0.2
Injury MVC		1	1	2	5	4	300%	-20%	1.0
Property Damage MVC (Reportable)		10	8	22	18	14	40%	-22%	1.8
Property Damage MVC (Non Reportable)		8	0	10	2	4	-50%	100%	-0.6
TOTAL MVC		19	9	35	25	23	21%	-8%	2.4
Roadside Suspension - Alcohol (Prov)		0	1	0	1	2	N/A	100%	0.4
Roadside Suspension - Drugs (Prov)		0	0	0	0	0	N/A	N/A	0.0
Total Provincial Traffic		150	334	174	141	130	-13%	-8%	-23.3
Other Traffic		0	0	0	0	0	N/A	N/A	0.0
Criminal Code Traffic		8	3	5	0	1	-88%	N/A	-1.7
Common Police Activities									
False Alarms		5	7	5	1	4	-20%	300%	-0.8
False/Abandoned 911 Call and 911 Act		10	5	6	10	3	-70%	-70%	-0.9
Suspicious Person/Vehicle/Property		14	13	5	14	10	-29%	-29%	-0.7
Persons Reported Missing		1	0	4	2	0	-100%	-100%	0.0
Search Warrants		0	0	1	0	0	N/A	N/A	0.0
Spousal Abuse - Survey Code (Reported)		9	12	4	5	8	-11%	60%	-0.9
Form 10 (MHA) (Reported)		1	1	1	0	1	0%	N/A	-0.1



Fort Saskatchewan Provincial Detachment Crime Statistics (Actual) January to December: 2019 - 2023

All categories contain "Attempted" and/or "Completed"

January 5, 2024

CATEGORY	Trend	2019	2020	2021	2022	2023	% Change 2019 - 2023	% Change 2022 - 2023	Avg File +/- per Year
Offences Related to Death		0	1	1	0	2	N/A	N/A	0.3
Robbery		4	2	1	0	0	-100%	N/A	-1.0
Sexual Assaults		3	6	9	8	11	267%	38%	1.8
Other Sexual Offences		3	3	6	5	6	100%	20%	0.8
Assault		71	58	88	51	66	-7%	29%	-1.7
Kidnapping/Hostage/Abduction		0	1	0	0	0	N/A	N/A	-0.1
Extortion		1	0	0	2	4	300%	100%	0.8
Criminal Harassment		19	21	30	20	19	0%	-5%	-0.1
Uttering Threats		21	22	34	30	37	76%	23%	4.0
TOTAL PERSONS		122	114	169	116	145	19%	25%	4.8
Break & Enter		85	68	41	66	100	18%	52%	2.8
Theft of Motor Vehicle		89	69	47	75	77	-13%	3%	-1.8
Theft Over \$5,000		11	10	9	17	15	36%	-12%	1.5
Theft Under \$5,000		108	86	84	111	86	-20%	-23%	-1.9
Possn Stn Goods		73	57	50	70	90	23%	29%	4.7
Fraud		37	40	44	51	63	70%	24%	6.3
Arson		5	6	4	5	8	60%	60%	0.5
Mischief - Damage To Property		62	77	82	96	96	55%	0%	8.7
Mischief - Other		57	25	22	47	36	-37%	-23%	-2.0
TOTAL PROPERTY		527	438	383	538	571	8%	6%	18.8
Offensive Weapons		22	24	15	20	24	9%	20%	0.0
Disturbing the peace		21	20	14	22	18	-14%	-18%	-0.4
Fail to Comply & Breaches		44	47	37	24	40	-9%	67%	-3.1
OTHER CRIMINAL CODE		36	28	38	31	34	-6%	10%	-0.1
TOTAL OTHER CRIMINAL CODE		123	119	104	97	116	-6%	20%	-3.6
TOTAL CRIMINAL CODE		772	671	656	751	832	8%	11%	20.0



Fort Saskatchewan Provincial Detachment Crime Statistics (Actual) January to December: 2019 - 2023

All categories contain "Attempted" and/or "Completed"

January 5, 2024

CATEGORY	Trend	2019	2020	2021	2022	2023	% Change 2019 - 2023	% Change 2022 - 2023	Avg File +/- per Year
Drug Enforcement - Production		1	0	0	0	0	-100%	N/A	-0.2
Drug Enforcement - Possession		14	26	20	13	16	14%	23%	-0.9
Drug Enforcement - Trafficking		6	5	10	1	6	0%	500%	-0.4
Drug Enforcement - Other		0	0	0	0	1	N/A	N/A	0.2
Total Drugs		21	31	30	14	23	10%	64%	-1.3
Cannabis Enforcement		1	0	0	0	0	-100%	N/A	-0.2
Federal - General		4	3	4	8	7	75%	-13%	1.1
TOTAL FEDERAL		26	34	34	22	30	15%	36%	-0.4
Liquor Act		17	38	24	20	17	0%	-15%	-1.8
Cannabis Act		12	32	18	14	7	-42%	-50%	-2.8
Mental Health Act		66	76	72	56	103	56%	84%	5.4
Other Provincial Stats		161	171	182	203	237	47%	17%	18.4
Total Provincial Stats		256	317	296	293	364	42%	24%	19.2
Municipal By-laws Traffic		1	5	1	0	1	0%	N/A	-0.5
Municipal By-laws		11	15	32	32	26	136%	-19%	4.7
Total Municipal		12	20	33	32	27	125%	-16%	4.2
Fatals		4	1	3	2	1	-75%	-50%	-0.5
Injury MVC		48	27	27	42	56	17%	33%	3.1
Property Damage MVC (Reportable)		211	173	179	202	197	-7%	-2%	0.1
Property Damage MVC (Non Reportable)		37	54	30	82	28	-24%	-66%	1.0
TOTAL MVC		300	255	239	328	282	-6%	-14%	3.7
Roadside Suspension - Alcohol (Prov)		N/A	N/A	N/A	N/A	31	N/A	N/A	N/A
Roadside Suspension - Drugs (Prov)		N/A	N/A	N/A	N/A	2	N/A	N/A	N/A
Total Provincial Traffic		2,433	2,780	3,098	2,494	2,101	-14%	-16%	-95.0
Other Traffic		14	17	6	3	2	-86%	-33%	-3.8
Criminal Code Traffic		89	110	63	60	62	-30%	3%	-10.4
Common Police Activities									
False Alarms		54	52	34	57	30	-44%	-47%	-4.3
False/Abandoned 911 Call and 911 Act		75	104	69	34	55	-27%	62%	-11.0
Suspicious Person/Vehicle/Property		184	162	196	90	141	-23%	57%	-15.8
Persons Reported Missing		8	11	13	17	28	250%	65%	4.6
Search Warrants		5	2	2	3	1	-80%	-67%	-0.7
Spousal Abuse - Survey Code (Reported)		109	106	116	76	85	-22%	12%	-7.8
Form 10 (MHA) (Reported)		4	17	15	5	6	50%	20%	-0.8



Fort Saskatchewan Provincial Detachment Crime Statistics (Actual) December: 2019 - 2023

All categories contain "Attempted" and/or "Completed"

January 5, 2024

CATEGORY	Trend	2019	2020	2021	2022	2023	% Change 2019 - 2023	% Change 2022 - 2023	Avg File +/- per Year
Offences Related to Death		0	0	0	0	1	N/A	N/A	0.2
Robbery		1	0	0	0	0	-100%	N/A	-0.2
Sexual Assaults		0	0	0	0	2	N/A	N/A	0.4
Other Sexual Offences		0	0	0	0	0	N/A	N/A	0.0
Assault		9	2	4	7	3	-67%	-57%	-0.7
Kidnapping/Hostage/Abduction		0	0	0	0	0	N/A	N/A	0.0
Extortion		0	0	0	0	0	N/A	N/A	0.0
Criminal Harassment		0	1	0	0	5	N/A	N/A	0.9
Uttering Threats		1	2	4	4	4	300%	0%	0.8
TOTAL PERSONS		11	5	8	11	15	36%	36%	1.4
Break & Enter		9	3	3	5	12	33%	140%	0.8
Theft of Motor Vehicle		4	4	5	8	8	100%	0%	1.2
Theft Over \$5,000		3	1	1	3	1	-67%	-67%	-0.2
Theft Under \$5,000		5	3	12	9	9	80%	0%	1.4
Possn Stn Goods		6	6	3	6	9	50%	50%	0.6
Fraud		4	1	3	7	7	75%	0%	1.2
Arson		0	1	0	0	0	N/A	N/A	-0.1
Mischief - Damage To Property		8	4	6	5	10	25%	100%	0.5
Mischief - Other		3	4	1	1	3	0%	200%	-0.3
TOTAL PROPERTY		42	27	34	44	59	40%	34%	5.1
Offensive Weapons		1	0	0	3	8	700%	167%	1.7
Disturbing the peace		5	0	0	1	1	-80%	0%	-0.7
Fail to Comply & Breaches		2	8	0	3	1	-50%	-67%	-0.7
OTHER CRIMINAL CODE		1	2	2	2	2	100%	0%	0.2
TOTAL OTHER CRIMINAL CODE		9	10	2	9	12	33%	33%	0.5
TOTAL CRIMINAL CODE		62	42	44	64	86	39%	34%	7.0



Fort Saskatchewan Provincial Detachment Crime Statistics (Actual) December: 2019 - 2023

All categories contain "Attempted" and/or "Completed"

January 5, 2024

CATEGORY	Trend	2019	2020	2021	2022	2023	% Change 2019 - 2023	% Change 2022 - 2023	Avg File +/- per Year
Drug Enforcement - Production		0	0	0	0	0	N/A	N/A	0.0
Drug Enforcement - Possession		0	0	0	2	0	N/A	-100%	0.2
Drug Enforcement - Trafficking		0	0	0	0	0	N/A	N/A	0.0
Drug Enforcement - Other		0	0	0	0	0	N/A	N/A	0.0
Total Drugs		0	0	0	2	0	N/A	-100%	0.2
Cannabis Enforcement		0	0	0	0	0	N/A	N/A	0.0
Federal - General		0	0	0	0	0	N/A	N/A	0.0
TOTAL FEDERAL		0	0	0	2	0	N/A	-100%	0.2
Liquor Act		0	4	0	0	1	N/A	N/A	-0.2
Cannabis Act		0	1	0	0	0	N/A	N/A	-0.1
Mental Health Act		3	8	6	4	9	200%	125%	0.8
Other Provincial Stats		12	13	14	14	15	25%	7%	0.7
Total Provincial Stats		15	26	20	18	25	67%	39%	1.2
Municipal By-laws Traffic		0	0	0	0	0	N/A	N/A	0.0
Municipal By-laws		2	0	1	3	3	50%	0%	0.5
Total Municipal		2	0	1	3	3	50%	0%	0.5
Fatals		0	0	0	0	0	N/A	N/A	0.0
Injury MVC		4	2	6	5	8	100%	60%	1.1
Property Damage MVC (Reportable)		25	12	33	18	23	-8%	28%	0.2
Property Damage MVC (Non Reportable)		5	2	9	13	1	-80%	-92%	0.3
TOTAL MVC		34	16	48	36	32	-6%	-11%	1.6
Roadside Suspension - Alcohol (Prov)		N/A	N/A	N/A	N/A	5	N/A	N/A	N/A
Roadside Suspension - Drugs (Prov)		N/A	N/A	N/A	N/A	0	N/A	N/A	N/A
Total Provincial Traffic		140	89	116	143	239	71%	67%	25.2
Other Traffic		1	1	1	0	0	-100%	N/A	-0.3
Criminal Code Traffic		9	7	0	5	7	-22%	40%	-0.6
Common Police Activities									
False Alarms		9	2	1	4	4	-56%	0%	-0.8
False/Abandoned 911 Call and 911 Act		7	3	2	0	2	-71%	N/A	-1.3
Suspicious Person/Vehicle/Property		7	15	14	4	15	114%	275%	0.5
Persons Reported Missing		2	1	0	0	1	-50%	N/A	-0.3
Search Warrants		1	0	0	0	0	-100%	N/A	-0.2
Spousal Abuse - Survey Code (Reported)		4	12	8	6	7	75%	17%	0.0
Form 10 (MHA) (Reported)		1	2	2	0	0	-100%	N/A	-0.4



Fort Saskatchewan Provincial Detachment Crime Statistics (Actual) January to December: 2019 - 2023

All categories contain "Attempted" and/or "Completed"

January 5, 2024

Category	Trend	2019	2020	2021	2022	2023	FLAG
Theft Motor Vehicle (Total)		89	69	47	75	77	Within Norm
Auto		14	6	3	5	6	Within Norm
Truck		48	34	31	44	39	Within Norm
SUV		6	5	1	8	5	Within Norm
Van		1	0	0	0	3	Issue
Motorcycle		0	1	0	0	4	Issue
Other		15	21	10	15	17	Within Norm
Take Auto without Consent		5	2	2	3	3	Within Norm
Break and Enter (Total)*		85	68	41	66	100	Issue
Business		23	24	14	19	32	Issue
Residence		20	19	7	22	28	Issue
Cottage or Seasonal Residence		2	4	3	4	8	Issue
Other		34	16	15	17	30	Within Norm
Theft Over & Under \$5,000 (Total)		119	96	93	128	101	Within Norm
Theft from a motor vehicle		57	47	40	48	33	Within Norm
Shoplifting		4	4	4	8	3	Within Norm
Mail Theft (includes all Mail offences)		3	2	0	5	6	Issue
Theft of bicycle		4	0	1	2	0	Within Norm
Other Theft		51	43	48	66	59	Within Norm

Mischief To Property		119	102	104	143	132	Within Norm
Suspicious Person/ Vehicle/ Property		184	162	196	90	141	Within Norm
Fail to Comply/Breach		44	47	37	24	40	Within Norm
Wellbeing Check		23	49	60	61	96	Issue
Mental Health Act		66	76	72	56	103	Issue
False Alarms		54	52	34	57	30	Within Norm

Traffic	Trend	2019	2020	2021	2022	2023	FLAG
Roadside Suspensions - alcohol related - No grounds to charge*		13	17	6	3	2	Within Norm
Occupant Restraint/Seatbelt Violations*		51	23	33	33	18	Within Norm
Speeding Violations*		1366	1624	1810	1200	822	Within Norm
Intersection Related Violations*		27	16	32	34	27	Within Norm
Other Non-Moving Violation*		480	639	728	726	515	Within Norm
Pursuits**		9	13	23	13	15	Within Norm
Other CC Traffic**		9	12	12	7	6	Within Norm

"Actual" *"Reported"

Categories flagged with "Issue" only indicate that the current number of offences are higher the statistical norm based on previous years.



Fort Saskatchewan Provincial Detachment - Break and Enters (includes unlawfully in a dwelling place)

All categories contain "Attempted" and/or "Completed"

January 5, 2024

2022												
Month	Jan	Feb	Mar	Apr	May	Jun	Jul	Aug	Sep	Oct	Nov	Dec
Actuals	4	3	10	5	4	4	2	7	10	11	1	5
Running Total	4	7	17	22	26	30	32	39	49	60	61	66
Quarter	17			13			19			17		
2023												
Month	Jan	Feb	Mar	Apr	May	Jun	Jul	Aug	Sep	Oct	Nov	Dec
Actuals	14	10	10	7	2	8	7	4	8	11	7	12
Running Total	14	24	34	41	43	51	58	62	70	81	88	100
Quarter	34			17			19			30		
Year over Year % Change	250%	243%	100%	86%	65%	70%	81%	59%	43%	35%	44%	52%

Fort Saskatchewan Provincial Detachment - Theft of Motor Vehicles (includes taking without consent)

All categories contain "Attempted" and/or "Completed"

January 5, 2024

2022												
Month	Jan	Feb	Mar	Apr	May	Jun	Jul	Aug	Sep	Oct	Nov	Dec
Actuals	4	3	3	9	4	7	3	7	9	11	7	8
Running Total	4	7	10	19	23	30	33	40	49	60	67	75
Quarter	10			20			19			26		
2023												
Month	Jan	Feb	Mar	Apr	May	Jun	Jul	Aug	Sep	Oct	Nov	Dec
Actuals	4	10	5	3	3	10	4	9	7	4	10	8
Running Total	4	14	19	22	25	35	39	48	55	59	69	77
Quarter	19			16			20			22		
Year over Year % Change	0%	100%	90%	16%	9%	17%	18%	20%	12%	-2%	3%	3%



Fort Saskatchewan Provincial Detachment - Theft Under \$5,000

All categories contain "Attempted" and/or "Completed"

January 5, 2024

2022												
Month	Jan	Feb	Mar	Apr	May	Jun	Jul	Aug	Sep	Oct	Nov	Dec
Actuals	12	3	4	8	7	8	10	8	10	22	10	9
Running Total	12	15	19	27	34	42	52	60	70	92	102	111
Quarter	19			23			28			41		
2023												
Month	Jan	Feb	Mar	Apr	May	Jun	Jul	Aug	Sep	Oct	Nov	Dec
Actuals	5	3	5	3	10	6	8	10	9	10	8	9
Running Total	5	8	13	16	26	32	40	50	59	69	77	86
Quarter	13			19			27			27		
Year over Year % Change	-58%	-47%	-32%	-41%	-24%	-24%	-23%	-17%	-16%	-25%	-25%	-23%

Fort Saskatchewan Provincial Detachment - Theft from Motor Vehicles

All categories contain "Attempted" and/or "Completed"

January 5, 2024

2022												
Month	Jan	Feb	Mar	Apr	May	Jun	Jul	Aug	Sep	Oct	Nov	Dec
Actuals	7	1	3	5	4	4	2	4	4	8	4	2
Running Total	7	8	11	16	20	24	26	30	34	42	46	48
Quarter	11			13			10			14		
2023												
Month	Jan	Feb	Mar	Apr	May	Jun	Jul	Aug	Sep	Oct	Nov	Dec
Actuals	1	0	2	1	4	2	5	1	7	5	3	2
Running Total	1	1	3	4	8	10	15	16	23	28	31	33
Quarter	3			7			13			10		
Year over Year % Change	-86%	-88%	-73%	-75%	-60%	-58%	-42%	-47%	-32%	-33%	-33%	-31%